


Name: _____



Georgia Sea Turtle Center Explorer Guide

Ages 8 - 11



Welcome to The Georgia Sea Turtle Center! Explore our exhibits to learn more about sea turtles and to fill out the activities below.

Center Island:

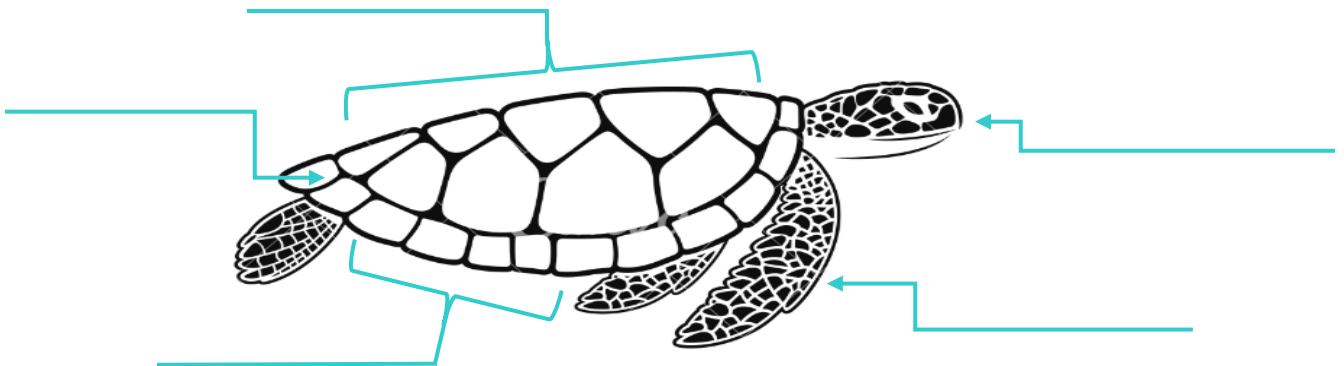
Visit the center island in our Learning Center to learn more about sea turtles and answer the questions below:

How many different species, or types, of sea turtles live in Georgia?

What kind of animal is a sea turtle?

An **adaptation** helps an animal survive in its environment. An example of a sea turtle adaptation is flippers to help it swim. Use the word bank to label the sea turtle diagram below!

Flipper Carapace Scute Plastron Rhamphotheca



Another important sea turtle adaptation is **camouflage**. Animals camouflage by blending into their surroundings and hiding from other living things. Can you spot the three sea turtles hiding in the picture on the center island? Check them off when you find them!


Liberty


Gwinette

Horton

Discovery Station:

Some animals can live on sea turtles! These are called **epibiota** – “epi” means “on top” and “biota” means “plants and animals”. You can look in the scope on the right to see examples of plants and animals that were living on sea turtles. Draw and label two of them below!





Sea Turtle Survival:

Sea turtles have so many adaptations to help them survive! They are prepared for natural ocean challenges, but not for the threats caused by people. One danger to sea turtles is trash in the ocean, also known as **marine debris**.

It can take a long time for marine debris to **decompose**, or completely break down and disappear. Write the type of marine debris next to how long it takes to decompose below!

- Plastic Bottle
- Apple Core
- Fishing Line
- Cigarette
- Plastic Bag
- Milk Carton

2 – 6 Weeks

3 Months

1 – 5 Years

10 – 20 Years

450 Years

600 + Years



Rehabilitation Pavilion:

Let's go and meet our turtle patients! Spend some time watching them and reading their stories. When you're ready, pick three of them and fill out the Patient Profiles below:

Draw this patient here!	Patient Name: Species: Age: Weight: Why is this turtle in the hospital?
-------------------------	---

Draw this patient here!	Patient Name: Species: Age: Weight: Why is this turtle in the hospital?
-------------------------	---

Draw this patient here!	Patient Name: Species: Age: Weight: Why is this turtle in the hospital?
-------------------------	---

You Can Help!

Wow, sea turtles are amazing animals – and they need our help! Visit the How You Can Help exhibit to learn more about what you can do to help sea turtles. List three of the ways below:

I can help sea turtles by....

1)

2)

3)

Great job, explorer! You've learned a lot about sea turtle adaptations, threats from marine debris, and the ways you can help sea turtles. Continue your journey by completing the activities below:

Use a Journey Card to play the sea turtle survival game


Watch a Daily Education Program

Visit the outside Box Turtle Exhibit

Watch a Patient Treatment

Ask an Educator or Volunteer Questions





EDUCATOR GUIDE

Georgia Sea Turtle Center Explorer Guide

Ages 8 - 11



Welcome to The Georgia Sea Turtle Center! Explore our exhibits to learn more about sea turtles and to fill out the activities below.

Center Island:

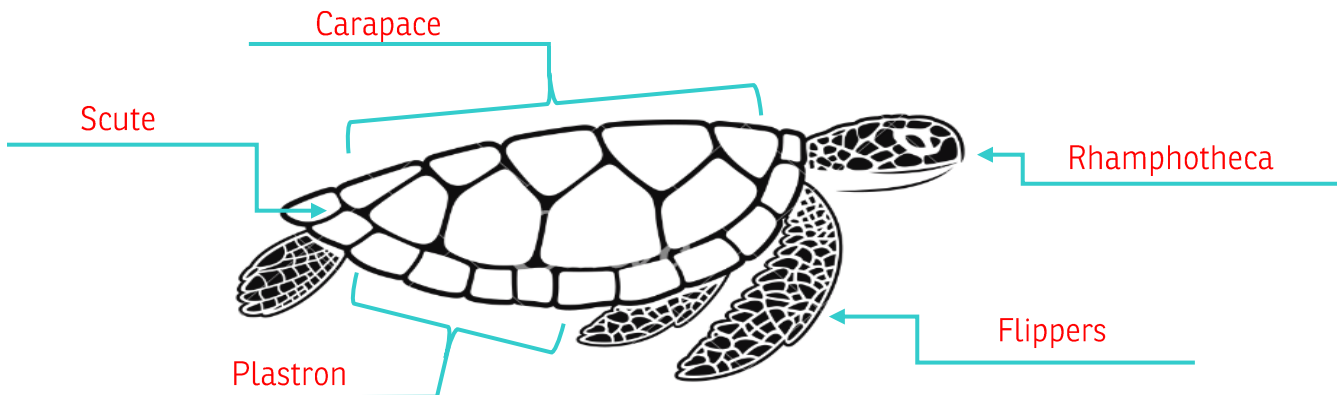
Visit the center island in our Learning Center to learn more about sea turtles and answer the questions below:

How many different species, or types, of sea turtles live in Georgia? **5**

What kind of animal is a sea turtle? **Reptile**

An **adaptation** helps an animal survive in its environment. An example of a sea turtle adaptation is flippers to help it swim. Use the word bank to label the sea turtle diagram below!

Flipper Carapace Scute Plastron Rhamphotheca



Another important sea turtle adaptation is **camouflage**. Animals camouflage by blending into their surroundings and hiding from other living things. Can you spot the three sea turtles hiding in the picture on the center island? Check them off when you find them!

Liberty

Gwinette

Horton

Discovery Station:

Some animals can live on sea turtles! These are called **epibiota** – “epi” means “on top” and “biota” means “plants and animals”. You can look in the scope on the right to see examples of plants and animals that were living on sea turtles. Draw and label two of them below!



Example: Crab



Example: Barnacles

Sea Turtle Survival:

Sea turtles have so many adaptations to help them survive! They are prepared for natural ocean challenges, but not for the threats caused by people. One danger to sea turtles is trash in the ocean, also known as **marine debris**.

It can take a long time for marine debris to **decompose**, or completely break down and disappear. Write the type of marine debris next to how long it takes to decompose below!

- Plastic Bottle
- Apple Core
- Fishing Line
- Cigarette
- Plastic Bag
- Milk Carton

Apple Core

2 – 6 Weeks

Milk Carton

3 Months

Cigarette

1 – 5 Years

Plastic Bag

10 – 20 Years

Plastic Bottle

450 Years

Fishing Line


600 + Years




Rehabilitation Pavilion:

Let's go and meet our turtle patients! Spend some time watching them and reading their stories. When you're ready, pick three of them and fill out the Patient Profiles below:

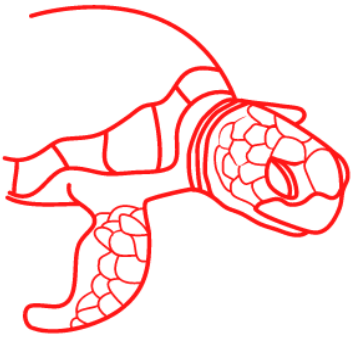
Example:

 <p>Draw this patient here!</p>	<p>Patient Name: Butternut</p> <p>Species: Green Sea Turtle</p> <p>Age: Juvenile</p> <p>Weight: 12 Pounds</p> <p>Why is this turtle in the hospital?</p> <p>Butternut was hypothermic, or too cold, in the ocean this winter</p>
--	---

Example:

 <p>Draw this patient here!</p>	<p>Patient Name: Ruck</p> <p>Species: Kemp's Ridley Sea Turtle</p> <p>Age: Juvenile</p> <p>Weight: 9 Pounds</p> <p>Why is this turtle in the hospital?</p> <p>Ruck was attacked by a predator and has a wound from the bite</p>
---	--

Example:

 <p>Draw this patient here!</p>	<p>Patient Name: Genie</p> <p>Species: Loggerhead Sea Turtle</p> <p>Age: Adult</p> <p>Weight: 215 Pounds</p> <p>Why is this turtle in the hospital?</p> <p>Genie was hit on the head by a boat when she surfaced to breathe</p>
--	--

You Can Help!

Wow, sea turtles are amazing animals – and they need our help! Visit the How You Can Help exhibit to learn more about what you can do to help sea turtles. List three of the ways below:

I can help sea turtles by....

A few examples:

- 1) Properly dispose of plastic materials and fishing gear
- 2) Call 1 (800) 2-SAVEME if you see an injured sea turtle in Georgia
- 3) Only use red lights at night on the beach
- 4) Share what you've learned with friends and family

Great job, explorer! You've learned a lot about sea turtle adaptations, threats from marine debris, and the ways you can help sea turtles. Continue your journey by completing the activities below:



Use a Journey Card to play the sea turtle survival game



Watch a Daily Education Program



Visit the outside Box Turtle Exhibit



Watch a Patient Treatment



Ask an Educator or Volunteer Questions



Please let us know if you have any questions! During your visit, our educators and volunteers will be happy to assist you. For other inquiries, please email gstceducation@jekyllisland.com.