


Name: \_\_\_\_\_



# Georgia Sea Turtle Center Explorer Guide

Ages 12 – 14



Welcome to The Georgia Sea Turtle Center! Explore our exhibits to learn more about sea turtles and to fill out the activities below.

## Center Island

Let's learn about sea turtle species in Georgia! When you're ready, answer the questions below:

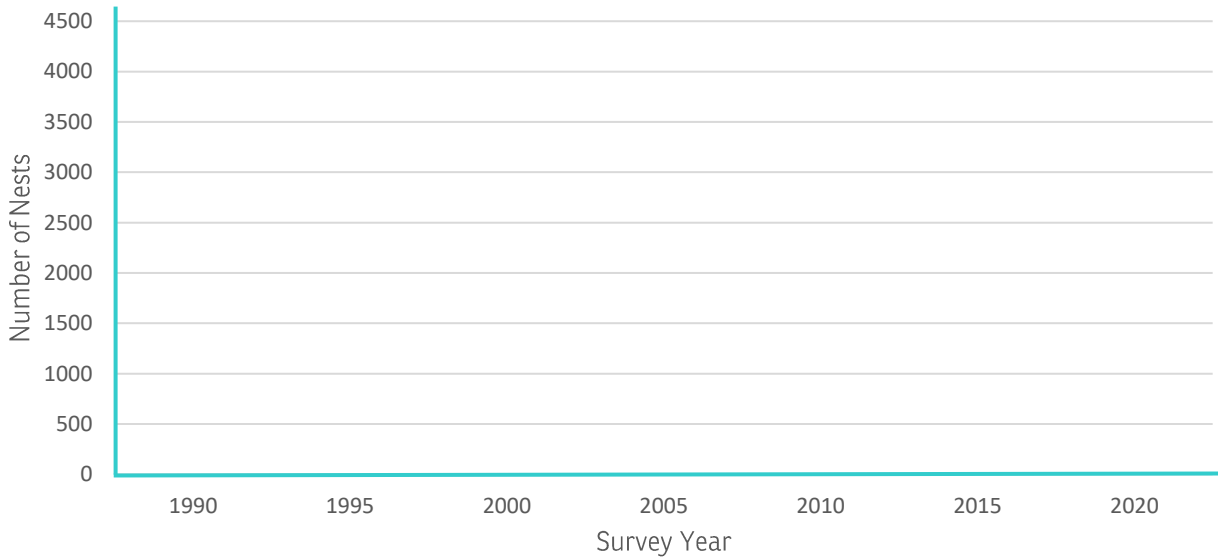
How many sea turtle species are native to Georgia?

What is the scientific name of the sea turtle species that nests in Georgia?

## From Sand to Sea

Our scientists monitor nests on the beach to learn more about the population of loggerhead sea turtles in Georgia. Use the information in this exhibit to complete the line graph below:

Loggerhead Nests in Georgia



What do you notice about loggerhead nest numbers in Georgia?

How can you protect sea turtles on the beach?

## Sargasso Sea:

Have you met our loggerhead hatchling ambassador? A **hatchling** is a turtle less than a year old. Observe our hatchling for five minutes and answer the questions below:

What behaviors did you see the hatchling do?


How might these behaviors help this hatchling in the wild?

Loggerhead hatchlings swim to the **Sargasso Sea** and spend years living in the **sargassum seaweed**. This ecosystem provides benefits for both people and animals. List four reasons why the Sargasso Sea is important:

- 1)
- 2)
- 3)
- 4)

## Sea Turtle Survival

Our hatchling has a long journey ahead! Learn about sea turtle life cycles by exploring our exhibits. Once you get to our Sea Turtle Survival exhibit, fill out the crossword below:



Across:

4. Trash that can look like a jellyfish
5. A term for trash in the ocean
6. Part of a boat that can injure turtles

Down:

1. \_\_\_ % of Jekyll Island is undeveloped
2. Never \_\_\_ waste, fuel, or oil in water
3. Another word for "unnatural" light

## Rehabilitation Pavilion:

Our team works hard everyday to give our patients the best care possible. Explore the pavilion, get to know our patients, and answer the questions below!

It's important to keep our tanks and water clean for our patients. What are three filtration techniques that we use?

High-quality food helps our patients to heal. What do our sea turtle patients get to eat during their time in the hospital?

Spend time observing our patients and reading their stories. How many species are in the hospital today? When you're ready, pick two patients and fill out their Patient Profiles below.

Draw Patient Here	Patient Name: Species: Age: Weight:  Why is this patient in the hospital?
-------------------	--

Draw Patient Here	Patient Name: Species: Age: Weight:  Why is this patient in the hospital?
-------------------	--

## You Can Help!

Wow, sea turtles are amazing animals – and they need our help! Visit the “How You Can Help” exhibit to learn more about the actions you can take. List four of them below:

I can help sea turtles by....

1)

2)

3)

4)

Great job! You've learned a lot about sea turtle nesting, threats sea turtles face, and sea turtle care in the hospital. Continue your journey by participating in the activities below:

Use a Journey Card to play the sea turtle survival game

Attend an Education Program


Visit the outdoor Box Turtle Exhibit

Watch a Patient Treatment

Ask an Educator or Volunteer Questions

Take a “shell-fie” with a turtle (no flash please!)





# EDUCATOR GUIDE

## Georgia Sea Turtle Center Explorer Guide

Ages 12 – 14



Welcome to The Georgia Sea Turtle Center! Explore our exhibits to learn more about sea turtles and to fill out the activities below.

### Center Island

Let's learn about sea turtle species in Georgia! When you're ready, answer the questions below:

How many sea turtle species are native to Georgia? **5**

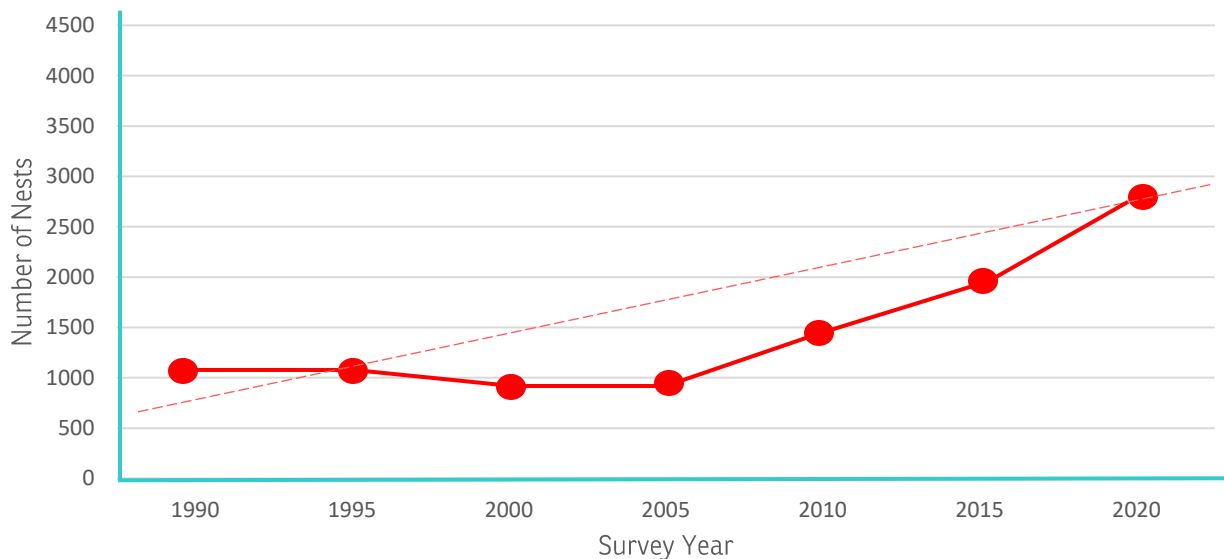
What is the scientific name of the sea turtle species that nests in Georgia?

*Caretta caretta* (Loggerhead Sea Turtle)

### From Sand to Sea

Our scientists monitor nests on the beach to learn more about the population of loggerhead sea turtles in Georgia. Use the information in this exhibit to complete the line graph below:

Loggerhead Nests in Georgia



What do you notice about loggerhead nest numbers in Georgia?

**They are increasing, females do not nest every year, conservation efforts are working, etc.**

How can you protect sea turtles on the beach?

**Only use red lights, fill in holes, knock down sandcastles, pick up trash, keep a respectful distance, etc.**

## Sargasso Sea:

Have you met our loggerhead hatchling ambassador? A **hatchling** is a turtle less than a year old. Observe our hatchling for five minutes and answer the questions below:

What behaviors did you see the hatchling do?

**Examples: swimming, diving, eating, floating, sleeping, splashing, hiding, breathing**

How might these behaviors help this hatchling in the wild?

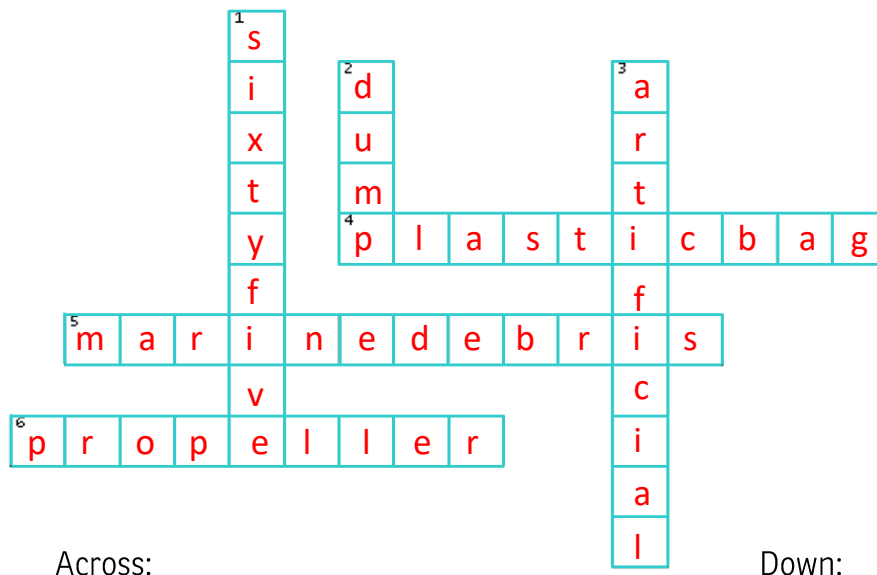
**They may help it find food, migrate, breathe, hide from predators, rest, etc.**

Loggerhead hatchlings swim to the **Sargasso Sea** and spend years living in the **sargassum seaweed**. This ecosystem provides benefits for both people and animals. List at least four reasons why the Sargasso Sea is important: **A few possible answers:**

- 1) **An important habitat for sea turtles, whales, tuna, and American eels**
- 2) **Seaweed traps light and heat to keep sea turtle hatchlings warm**
- 3) **Ecosystem services such as carbon sequestration and oxygen production**
- 4) **Economic benefits such as ecotourism, recreation, and commercial fishing**

## Sea Turtle Survival

Our hatchling has a long journey ahead! Learn about sea turtle life cycles by exploring our exhibits. Once you get to our Sea Turtle Survival exhibit, fill out the crossword below:



Across:

Down:

4. Trash that can look like a jellyfish **plastic bag**
5. A term for trash in the ocean **marine debris**
6. Part of a boat that can injure turtles **propeller**
1. **65** % of Jekyll Island is undeveloped
2. Never **dump** waste, fuel, or oil in water
3. Another word for unnatural light **artificial**

## Rehabilitation Pavilion:

Our team works hard every day to give our patients the best care possible. Explore the pavilion, get to know our patients, and answer the questions below!

It's important to keep our tanks and water clean for our patients. What are three filtration techniques that we use?

Biological, Chemical, and Physical

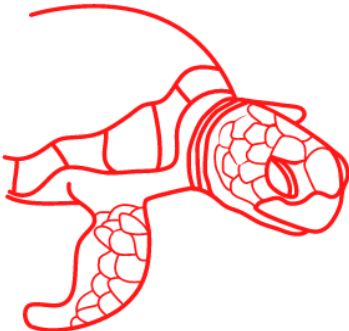
High-quality food helps our patients to heal. What do our sea turtle patients get to eat during their time in the hospital?

Greens: romaine lettuce, leafy greens, cucumbers, and peppers


Loggerheads and Kemp's Ridleys: squid, shrimp, herring, mackerel, and crab

Spend time observing our patients and reading their stories. How many species are in the hospital today? When you're ready, pick two patients and fill out their Patient Profiles below.

Example:

	<p>Patient Name: Emerson</p> <p>Species: Loggerhead Sea Turtle</p> <p>Age: Subadult</p> <p>Weight: 65 Pounds</p> <p>Why is this patient in the hospital?</p> <p>Emerson was hit by a boat propeller and has several fractures (broken bones) in the carapace (top shell)</p>
---	--

Example:

	<p>Patient Name: Tano</p> <p>Species: Kemp's Ridley Sea Turtle</p> <p>Age: Juvenile</p> <p>Weight: 12 Pounds</p> <p>Why is this patient in the hospital?</p> <p>Tano was caught on a fishhook on Jekyll Island. X-rays showed 5 hooks and this turtle had a surgery to remove them.</p>
---	---

## You Can Help!

Wow, sea turtles are amazing animals – and they need our help! Visit the “How You Can Help” exhibit to learn more about the actions you can take. List four of them below:

I can help sea turtles by....

A few examples:

- 1) **Make your voice known! Write to local lawmakers, attend meetings, and stand up for causes that are important to you**
- 2) **Adopt-a-Sea Turtle or Donate to conservation organizations like the Georgia Sea Turtle Center**
- 3) **Pick up trash, reduce your plastic use, recycle, and reuse materials when possible**
- 4) **Share what you've learned with friends and family**

Great job! You've learned a lot about sea turtle nesting, threats sea turtles face, and sea turtle care in the hospital. Continue your journey by participating in the activities below:



Use a Journey Card to play the sea turtle survival game



Attend an Education Program



Visit the outdoor Box Turtle Exhibit



Watch a Patient Treatment



Ask an Educator or Volunteer Questions



Take a “shell-fie” with a turtle (no flash please!)



Please let us know if you have any questions! During your visit, our educators and volunteers will be happy to assist you. For other inquiries, please email [gstceducation@jekyllisland.com](mailto:gstceducation@jekyllisland.com).